



# Inspection Form

Crestmont Cadillac World Class Inspection	Pass/ Done	Caution	Fail	Not Done
---	---------------	---------	------	-------------

## Inspect Lighting

Inspect instrument cluster warning lamps				
Inspect fog lights and headlight low and bright beam operation				
Inspect taillight, turn signal, side marker, and license plate lights				
Inspect taillight, turn signal, and side marker assemblies for cracks and damage				
Inspect brake light operation				
Inspect hazard light operation				
Inspect back-up light operation				
Inspect dash and interior lights				

## Inspect Components

Inspect heat and air conditioning operation				
Inspect windshield wiper and washer operation				
Inspect all vehicle wiper blades				
Check horn operation				

## Inspect Under Hood Fluid Levels, Condition, and Leaks

Check engine oil level and condition and check for leaks				
Check automatic transmission fluid level and condition and check for leaks				
Check brake fluid level and condition and check for leaks				
Check power steering fluid level and condition and check for leaks				
Check engine coolant level and condition and check for leaks				
Fill windshield washer fluid				

## Inspect Under Hood Components

Crestmont Cadillac World Class Inspection	Pass/ Done	Caution	Fail	Not Done
Inspect battery terminals and cables				
Inspect ignition wires and spark plugs				
Inspect engine mounts				
Inspect air cleaner element				
Check engine performance systems				
Inspect cabin air/HEPA micro filter (if equipped)				
Inspect accessory drive belts				
Inspect all hoses and clamps				









































**Measure and Inspect Tire Tread Depth and Condition**  
 Pass: 8/32" and greater  
 Caution: 4/32" - 7/32"  
 Fail: 3/32" or less

Measure left front tire tread depth				
Measure right front tire tread depth				
Measure right rear tire tread depth				
Measure left rear tire tread depth				
Inspect overall tire wear and condition				
Check and adjust front tire pressure				
Check and adjust rear tire pressure				

**Measure and Inspect Brake Linings and Condition:**  
 Pass: 7mm and greater(disc)  
 3mm and greater(drum)  
 Caution: 4mm - 6mm(disc)/2mm(drum)  
 Fail: 3mm or less(disc)/1mm or less(drum)

Measure front brake lining thickness				
Measure rear brake lining thickness				
Inspect brake system components				

**Inspect Under Vehicle Fluid Levels and Condition**

Crestmont Cadillac World Class Inspection	Pass/ Done	Caution	Fail	Not Done
Inspect rear differential fluid level and condition and check for leaks				
Inspect front differential fluid level and condition and check for leaks				
Inspect transfer case fluid level and condition				
Inspect manual transmission fluid level and condition				
<b>Inspect Under Vehicle Components</b>				
Inspect fuel tank, lines, and connections				
Inspect exhaust system for leaks, damage, and loose parts				
Inspect transmission mount(s)				
Inspect steering and sway bar components				
Inspect wheel bearings				
Inspect suspension components				
Inspect axles, driveshaft(s) U-joints and CV joints/boots	